



**John
BOOS**
Since 1887

ITEM #: _____ QTY: _____
 MODEL #: _____
 PROJECT NAME: _____

011018

3601 S. Banker St. Effingham, IL 62401 • P.O. BOX 609 • Ph: (888) 431-2667 • Fax: (800) 433-2667

"SBO-S" BAKER'S TABLE FRAME



FEATURES:

- STAINLESS STEEL BASE IS FABRICATED FROM 1-1/2" 16 GAUGE SQUARE TUBE
- LEGS ARE 1-5/8" 16 GAUGE ROUND O.D. TUBING
- BRACING IS 1-1/4" 16 GAUGE ROUND O.D. TUBING SECURED IN A FIXED POSITION, 12" ABOVE FLOOR
- ADJUSTABLE BULLET FEET
- STANDARD WELDED SET-UP, AVAILABLE K.D. FOR FREIGHT SAVING
- ALL MODELS ARE NSF CERTIFIED

MATERIAL:

- FRAME: 1-1/2" 16 GAUGE SQUARE O.D. STAINLESS STEEL
- BRACING: 1-1/4" 16 GAUGE ROUND O.D. STAINLESS STEEL
- LEGS: 1-5/8" 16 GAUGE ROUND O.D. STAINLESS STEEL
- GUSSETS: STAINLESS STEEL
- FEET: 1" ADJUSTABLE STAINLESS STEEL BULLET FEET

CONSTRUCTION:

- BASE: STAINLESS BASES ARE MIG WELDED



SHOWN WITH 2-1/4" THICK HARD ROCK MAPLE TOP MODEL SERIES "BKSC"

IMPORTANT: WHEN ORDERING A COMPLETE TABLE YOU MUST SPECIFY BOTH THE FRAME & WOOD TOP MODEL #

*(ASTERISK) DENOTES TABLES WITH 6 LEGS

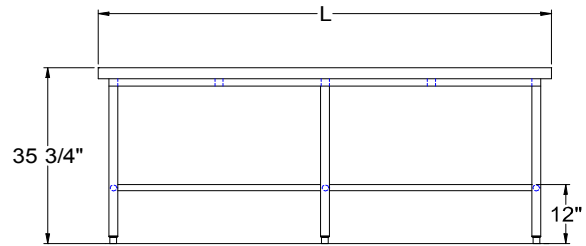
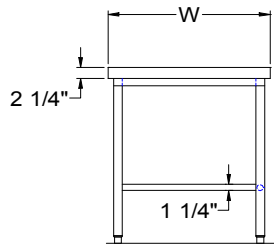
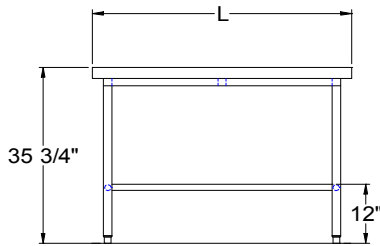
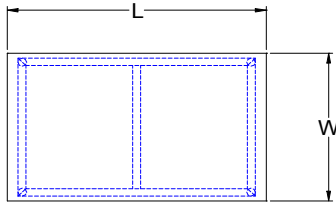
OPTIONAL ACCESSORIES

DESCRIPTION	MODEL #	QTY
DRAWER		
DRAWER LOCK		
UNDERSHELF		
CASTERS		
OVERSHELVES		
POT RACK		

BAKER'S TABLE FRAME

30" WIDE			36" WIDE			48" WIDE			60" WIDE		
FRAME	WOOD TOP	QTY	FRAME	WOOD TOP	QTY	FRAME	WOOD TOP	QTY	FRAME	WOOD TOP	QTY
SBO-S01	BKSC760		SBO-S02	BKSC480		-	-		-	-	
SBO-S03	BKSC770		SBO-S04	BKSC490		-	-		-	-	
SBO-S05	BKSC780		SBO-S06	BKSC010		SBO-S07 *	BKSC230		-	-	
SBO-S08 *	BKSC790		SBO-S09 *	BKSC020		SBO-S10 *	BKSC240		SBO-S11 *	BKSC350	
SBO-S12 *	BKSC800		SBO-S13 *	BKSC030		SBO-S14 *	BKSC250		SBO-S15 *	BKSC360	
SBO-S12A *	BKSC810		SBO-S13A *	BKSC040		SBO-S14A *	BKSC260		SBO-S15A *	BKSC370	
SBO-S17 *	BKSC820		SBO-S18 *	BKSC050		SBO-S19 *	BKSC270		SBO-S20 *	BKSC380	
SBO-S22 *	BKSC840		SBO-S23 *	BKSC070		SBO-S24 *	BKSC290		SBO-S25 *	BKSC400	
SBO-S27 *	BKSC860		SBO-S28	BKSC090		SBO-S29	BKSC310		SBO-S30 *	BKSC420	

DETAILED SPECIFICATIONS



• UNITS 7 FT. AND LARGER ARE FURNISHED WITH SIX LEGS.

STAINLESS STEEL BRACE

LENGTH	30" WIDE	WT. (LBS)	36" WIDE	WT. (LBS)	48" WIDE	WT. (LBS)	60" WIDE	WT. (LBS)
48"	SBO-S01	34	SBO-S02	36	-	-	-	-
60"	SBO-S03	37	SBO-S04	39	-	-	-	-
72"	SBO-S05	40	SBO-S06	42	SBO-S07 *	60	-	-
84"	SBO-S08 *	56	SBO-S09 *	58	SBO-S10 *	66	SBO-S11 *	74
96"	SBO-S12 *	59	SBO-S13 *	62	SBO-S14 *	69	SBO-S15 *	77
108"	SBO-S12A *	62	SBO-S13A *	64	SBO-S14A *	72	SBO-S15A *	80
120"	SBO-S17 *	65	SBO-S18 *	68	SBO-S19 *	75	SBO-S20 *	83
144"	SBO-S22 *	70	SBO-S23 *	73	SBO-S24 *	81	SBO-S25 *	89
168"	SBO-S27 *	90	SBO-S28	93	SBO-S29	104	SBO-S30 *	114

BOTTOM BRACE LOCATION

LENGTH	30" WIDE	BRACE	36" WIDE	BRACE	48" WIDE	BRACE	60" WIDE	BRACE
48"	SBO-S01	REAR	SBO-S02	REAR	-	-	-	-
60"	SBO-S03	REAR	SBO-S04	REAR	-	-	-	-
72"	SBO-S05	REAR	SBO-S06	REAR	SBO-S07 *	CENTERED	-	-
84"	SBO-S08 *	REAR	SBO-S09 *	REAR	SBO-S10 *	CENTERED	SBO-S11 *	CENTERED
96"	SBO-S12 *	REAR	SBO-S13 *	REAR	SBO-S14 *	CENTERED	SBO-S15 *	CENTERED
108"	SBO-S12A *	REAR	SBO-S13A *	REAR	SBO-S14A *	CENTERED	SBO-S15A *	CENTERED
120"	SBO-S17 *	REAR	SBO-S18 *	REAR	SBO-S19 *	CENTERED	SBO-S20 *	CENTERED
144"	SBO-S22 *	REAR	SBO-S23 *	REAR	SBO-S24 *	CENTERED	SBO-S25 *	CENTERED
168"	SBO-S27 *	REAR	SBO-S28	REAR	SBO-S29	CENTERED	SBO-S30 *	CENTERED

SOME UNITS SHIP UNASSEMBLED FOR REDUCED SHIPPING COST. ALL DIMENSIONS ARE TYPICAL. TOLERANCE +/- .500"

John Boos & Co. is constantly engaged in a program of improving products and therefore reserves the right to change specifications without prior notice.



3601 S. Banker St. • Effingham, IL 62401 • PO BOX 609 • quotes@johnboos.com

www.johnboos.com